

Tube connector joints

Aluminium / split assembly

SPECIFICATION

Identification No.

No. **2**: with 2 Stainless Steel-Clamping screws DIN 912

Aluminium

plastic coated
black, RAL 9005, textured finish **SW**

blank
matt shot-blasted **BL**

Clamping bores not machined

Socket cap screws DIN 912

Stainless Steel AISI 304

Hexagon nuts DIN 985

Stainless Steel AISI 304



INFORMATION

The clamping bores of GN 241 tube connector joints are not machined and specially designed for construction tubes GN 990 (see page 1902) or DIN 2391, DIN 2395 and DIN 2462 respectively. GN 231 tube supports are also suitable for mounting on **profile systems**.

The standard clamping screws are socket cap screws DIN 912. They can be replaced by adjustable clamping kits GN 911 (see page 1874) (article code see table of dimensions).

ACCESSORY

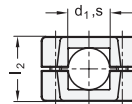
- Clamping kits GN 911 (see page 1874)

TECHNICAL INFORMATION

- Stainless Steel characteristics (see page A26)

* Complete with colour index of the Tube connector joints (SW or BL)

SW	BL
RAL9005	blank

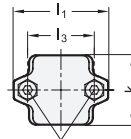
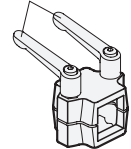


Clamping screw
Socket cap screw DIN 912



Hexagon nut DIN 985
self-locking (Polyamide ring)

Clamping kit



Clamping thread d_2



GN 241

Description	d1	s	k	d2	l1	l2	l3	Clamping kits for d2	⚖️
GN 241-B20-50-2-*	B 20	-	50	M 8	68	46	48	GN 911-M8-40	195
GN 241-B25-50-2-*	B 25	-	50	M 8	68	46	48	GN 911-M8-40	190
GN 241-B30-50-2-*	B 30	-	50	M 8	68	46	48	GN 911-M8-40	190
GN 241-B30-60-2-*	B 30	-	60	M 8	79	59	58	GN 911-M8-55	390
GN 241-B32-60-2-*	B 32	-	60	M 8	79	59	58	GN 911-M8-55	380
GN 241-B35-60-2-*	B 35	-	60	M 8	79	59	58	GN 911-M8-55	360
GN 241-B40-60-2-*	B 40	-	60	M 8	79	59	58	GN 911-M8-55	350
GN 241-B40-76-2-*	B 40	-	76	M 10	98	70	73	GN 911-M10-63	505
GN 241-B42-76-2-*	B 42	-	76	M 10	98	70	73	GN 911-M10-63	505
GN 241-B45-76-2-*	B 45	-	76	M 10	98	70	73	GN 911-M10-63	505
GN 241-B48-76-2-*	B 48	-	76	M 10	98	70	73	GN 911-M10-63	505
GN 241-B50-76-2-*	B 50	-	76	M 10	98	70	73	GN 911-M10-63	505
GN 241-V20-50-2-*	-	V 20	50	M 8	68	46	48	GN 911-M8-40	180
GN 241-V25-50-2-*	-	V 25	50	M 8	68	46	48	GN 911-M8-40	180
GN 241-V30-50-2-*	-	V 30	50	M 8	68	46	48	GN 911-M8-40	180
GN 241-V30-60-2-*	-	V 30	60	M 8	79	59	58	GN 911-M8-55	360
GN 241-V35-60-2-*	-	V 35	60	M 8	79	59	58	GN 911-M8-55	350
GN 241-V40-60-2-*	-	V 40	60	M 8	79	59	58	GN 911-M8-55	300
GN 241-V40-76-2-*	-	V 40	76	M 10	98	70	73	GN 911-M10-63	450
GN 241-V45-76-2-*	-	V 45	76	M 10	98	70	73	GN 911-M10-63	450
GN 241-V50-76-2-*	-	V 50	76	M 10	98	70	73	GN 911-M10-63	450

Weight BL

