Flanged Connector Clamps

Aluminum, with 4 Mounting Holes

SPECIFICATION

Identification no.

• No. **2**: With stainless steel socket cap screw DIN 912
Aluminum
• Powder coated
Black, RAL 9005, textured finish **SW**
• Plain finish, matte shot-blasted **BL**
Socket cap screws DIN 912
Stainless steel

Hex nuts DIN 985
Stainless steel
Self-locking via polyamide ring

INFORMATION

The clamping bore of GN 146 flanged connector clamps are mechanically machined and designed for construction tubes GN 990 (see page 1904) or DIN 2391, DIN 2395 and DIN 2462 respectively.
At the screw location z, the socket cap screw reduces the bore cross-section for clamping. For clamping without tools, the socket cap screw can be replaced by an adjustable hand lever GN 911 (see page 1874) listed in the table as accessory.



ACCESSORY

• GN 911 (see page 1874) Adjustable Hand Levers
• GN 990 (see page 1904) Contruction Tubes

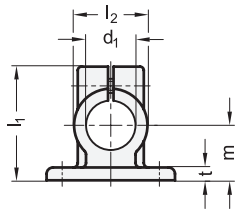

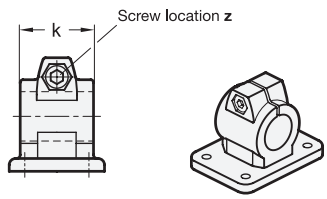

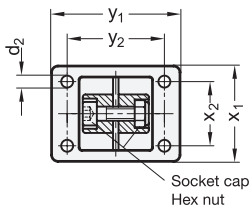

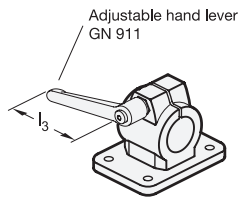

* Complete with
SW RAL9005
BL Plain

GN 146

Description	d_1 Bore	k Clamping length	d_2	l_1	l_2	m	t	x_1	x_2	y_1	y_2	z Screw location	Accessory Recom. hand lever GN 911 for z l_3	⚖
GN 146-B20-40-2-*	B 20	40	6.5	62	40	30	7	52	35	70	53	M8-25	-	194
GN 146-B25-40-2-*	B 25	40	6.5	62	40	30	7	52	35	70	53	M8-25	63 | 78	179
GN 146-B30-40-2-*	B 30	40	6.5	62	40	30	7	52	35	70	53	M8-25	63 | 78	143
GN 146-B30-56-2-*	B 30	56	8.5	83	56	42	10	78	52	108	82	M10-35	-	500
GN 146-B32-56-2-*	B 32	56	8.5	83	56	42	10	78	52	108	82	M10-35	-	476
GN 146-B35-56-2-*	B 35	56	8.5	83	56	42	10	78	52	108	82	M10-35	92	460
GN 146-B40-56-2-*	B 40	56	8.5	83	56	42	10	78	52	108	82	M10-35	78 | 92	435
GN 146-B40-65-2-*	B 40	65	11	95	65	50	14	92	62	128	98	M10-50	-	800
GN 146-B42-65-2-*	B 42	65	11	95	65	50	14	92	62	128	98	M10-50	-	760
GN 146-B45-65-2-*	B 45	65	11	95	65	50	14	92	62	128	98	M10-50	78 | 92	736
GN 146-B48-65-2-*	B 48	65	11	95	65	50	14	92	62	128	98	M10-50	78 | 92	694
GN 146-B50-65-2-*	B 50	65	11	95	65	50	14	92	62	128	98	M10-50	78 | 92	650
GN 146-B50-80-2-*	B 50	80	11	112	80	60	14	110	74	154	118	M10-50	-	1320
GN 146-B60-80-2-*	B 60	80	11	112	80	60	14	110	74	154	118	M10-50	78 | 92	1120

***** Weight SW

ELESA and GANTER models all rights reserved in accordance with the law.
Always mention the source when reproducing our drawings.