

Mini vacuum cup spring suspensions

Threaded connection male or female, steel, aluminium and brass

MATERIAL

Brass stem.
Stainless steel spring.
AVP steel threaded sleeve and hexagonal nuts.
Air fitting in blue anodised aluminium and AVP steel.

STANDARD EXECUTIONS

- **VPD-F**: with female threaded connection and straight quick fitting.
- **VPD-F-L**: with female threaded connection and L-shaped quick fitting.
- **VPD-F-T**: with female threaded connection and T-shaped quick fitting.
- **VPD-M**: with male threaded connection and straight quick fitting.
- **VPD-M-L**: with male threaded connection and L-shaped quick fitting.
- **VPD-M-T**: with male threaded connection and T-shaped quick fitting.
- **VPD-FR**: with adjustable female threaded connection and straight quick fitting.
- **VPD-FR-L**: with adjustable female threaded connection and L-shaped quick fitting.

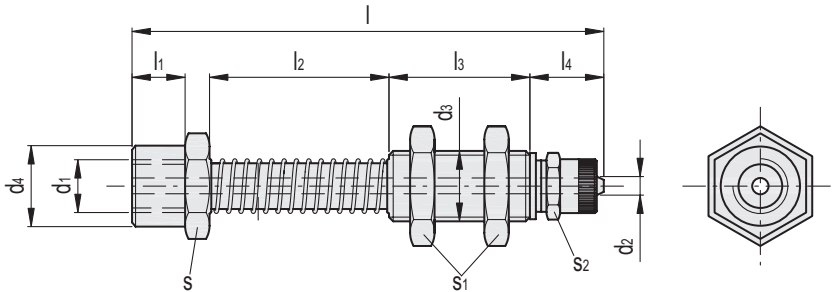
FEATURES

VPD vacuum cup suspensions comprise:

- a brass stem to fix the vacuum cup;
- a steel threaded sleeve, equipped with two hexagonal nuts, for quick assembly of the vacuum cup suspension to the automation device;
- a spring to cushion the impact of the vacuum cup and at the same time maintain a constant pressure with the load to be lifted;
- a quick fitting for connection to the suction hose.

Characterised by small dimensions, which allow a reduction in weight and space on the automation device on which they are installed. These features allow it to be used even with small vacuum cups. The effective spring stroke in relation to the length l_2 is equal to 25.5 mm.

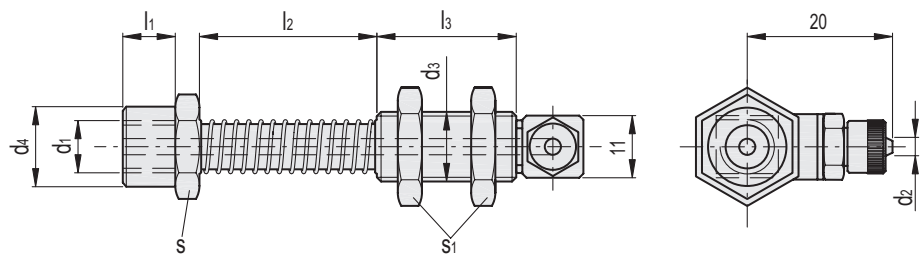
Compatible with 4x6 diameter plastic tube.
See Technical Data for vacuum cups (on page -).



VPD-F

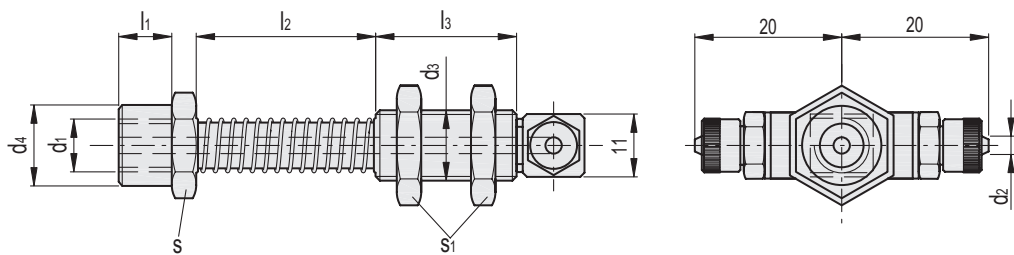
Code	Description	d1	d2*	d3	d4	l	l1	l2	l3	l4	s	s1	s2	⚖
VV.42001	VPD-06-35-M5-F	M5	4	M12x1.25	7	91.5	3.5	35.5	30	17.5	17	19	10	74
VV.42011	VPD-07-35-M8-F	M8	4	M12x1.25	12	97	9	35.5	30	17.5	17	19	10	76
VV.42051	VPD-10-38-G1/8-F	G1/8	4	M12x1.25	14	97	9	35.5	30	17.5	17	19	10	78
VV.42057	VPD-10-48-G1/4-F	G1/4	4	M12x1.25	16.5	97	9	35.5	30	17.5	17	19	10	78

* Compatible with compressed air tubes of the diameter in the table.



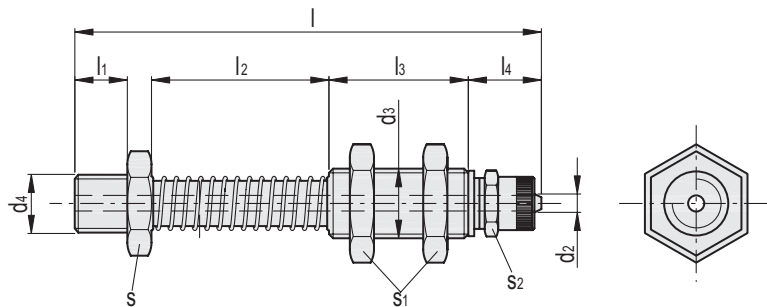
VPD-F-L

Code	Description	d1	d2*	d3	d4	l1	l2	l3	s	s1	⚖
VV.42002	VPD-06-35-M5-F-L	M5	4	M12x1.25	7	3.5	35.5	30	17	19	79
VV.42012	VPD-07-35-M8-F-L	M8	4	M12x1.25	12	9	35.5	30	17	19	81
VV.42052	VPD-10-38-G1/8-F-L	G1/8	4	M12x1.25	14	9	35.5	30	17	19	83
VV.42058	VPD-10-48-G1/4-F-L	G1/4	4	M12x1.25	16.5	9	35.5	30	17	19	83



VPD-F-T

Code	Description	d1	d2*	d3	d4	l1	l2	l3	s	s1	⚖
VV.42003	VPD-06-35-M5-F-T	M5	4	M12x1.25	7	3.5	35.5	30	17	19	84
VV.42013	VPD-07-35-M8-F-T	M8	4	M12x1.25	12	9	35.5	30	17	19	86
VV.42056	VPD-10-38-G1/8-F-T	G1/8	4	M12x1.25	14	9	35.5	30	17	19	88
VV.42059	VPD-10-48-G1/4-F-T	G1/4	4	M12x1.25	16.5	9	35.5	30	17	19	88

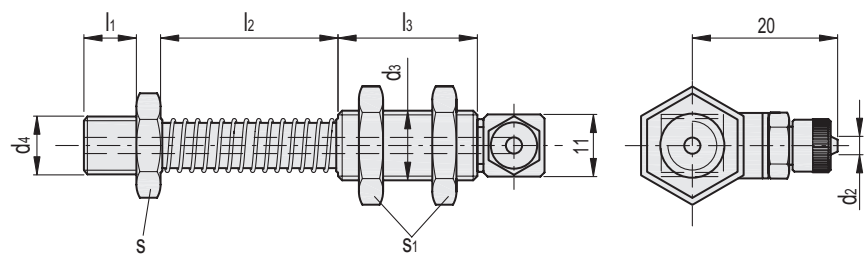


VPD-M

Code	Description	d2*	d3	d4	l	l1	l2	l3	l4	s	s1	s2	⚖
VV.42053	VPD-10-38-G1/8-M	4	M12x1.25	G1/8	96	8	35.5	30	17.5	17	19	10	78
VV.42060	VPD-10-48-G1/4-M	4	M12x1.25	G1/4	98	10	35.5	30	17.5	17	19	10	76
VV.42065	VPD-10-58-G3/8-M	4	M12x1.25	G3/8	98	10	35.5	30	17.5	17	19	10	76

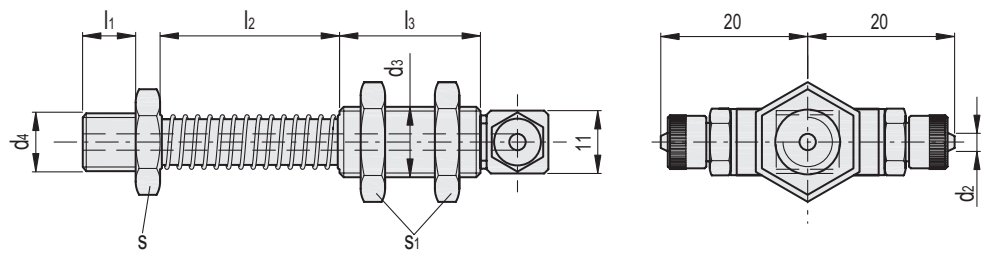
* Compatible with compressed air tubes of the diameter in the table.





VPD-M-L

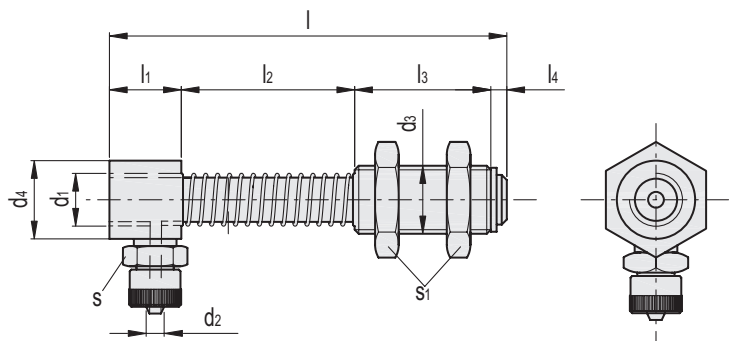
Code	Description	d2*	d3	d4	l1	l2	l3	s	s1	△
VV.42054	VPD-10-38-G1/8-M-L	4	M12x1.25	G1/8	8	35.5	30	17	19	83
VV.42062	VPD-10-48-G1/4-M-L	4	M12x1.25	G1/4	10	35.5	30	17	19	81
VV.42063	VPD-10-58-G3/8-M-L	4	M12x1.25	G3/8	10	35.5	30	17	19	81



VPD-M-T

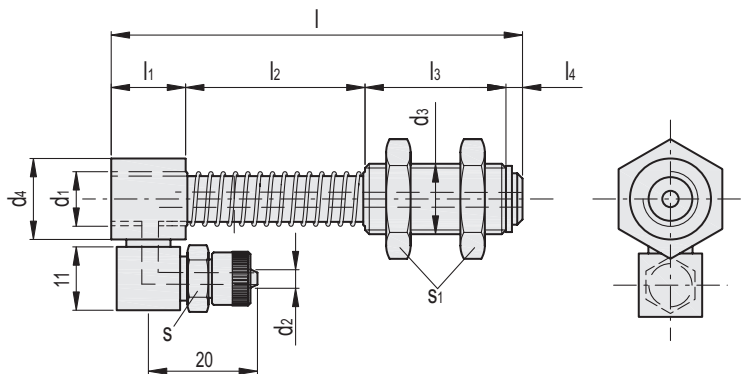
Code	Description	d2*	d3	d4	l1	l2	l3	s	s1	△
VV.42055	VPD-10-38-G1/8-M-T	4	M12x1.25	G1/8	8	35.5	30	17	19	88
VV.42061	VPD-10-48-G1/4-M-T	4	M12x1.25	G1/4	10	35.5	30	17	19	86
VV.42064	VPD-10-58-G3/8-M-T	4	M12x1.25	G3/8	10	35.5	30	17	19	86

* Compatible with compressed air tubes of the diameter in the table.



VPD-FR

Code	Description	d1	d2*	d3	d4	l	l1	l2	l3	l4	s	s1	
VV.42151	VPD-80-25-G1/8-FR	G1/8	4	M12x1.25	15	83.5	15	35.5	30	3	10	19	82



VPD-FR-L

Code	Description	d1	d2*	d3	d4	l	l1	l2	l3	l4	s	s1	
VV.42152	VPD-80-25-G1/8-FR-L	G1/8	4	M12x1.25	15	83.5	15	35.5	30	3	10	19	87

* Compatible with compressed air tubes of the diameter in the table.

