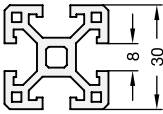
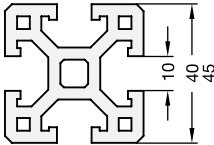









# Assembly sets GN 968 for profile systems 30 / 40 / 45

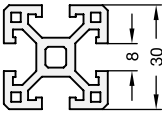
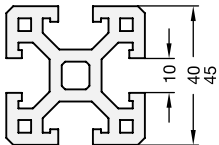







14

Standard parts for profile systems

Assembly sets GN 968		Type A	Type B	Type C	Type D
Compatible standards in alphabetical order of the standard numbers					
<b>Hinges CFA-SL</b> (see catalogue 038 page 797)					
	CFA.65-SL...	-	-	-	GN 968-10-M6-18-A <sup>1)</sup>
<b>Hinges CFG.</b> (see catalogue 038 page 822)					
	CFG.30/30 SH-6 CFG.40/40 SH-6 CFG.45/45 SH-6	GN 968-8-M6-16-B	-	-	GN 968-10-M6-18-B <sup>1)</sup> GN 968-10-M6-18-B <sup>2)</sup>
<b>Double hinges CFI.</b> (see catalogue 038 page 824)					
	CFI.30-30/30 SH-6 CFI.40-40/40 SH-6 CFI.45-45/45 SH-6	GN 968-8-M6-16-B	-	-	GN 968-10-M6-18-B <sup>1)</sup> GN 968-10-M6-18-B <sup>2)</sup>
<b>Hinge CFM.</b> (see New Products catalogue page 582)					
	CFM.60-45-SH-6	-	-	-	GN 968-10-M6-18-B <sup>1)</sup>
<b>Hinges CFMW.</b> (see New Products catalogue page 601)					
	CFMW.70-SH-6 CFMW.100-SH-6	-	-	-	GN 968-10-M6-18-B <sup>1)</sup> GN 968-10-M6-18-B <sup>1)</sup>
<b>Hinge CFR.</b> (see catalogue 038 page 808)					
	CFR.60 SH-6	-	-	-	GN 968-10-M6-20-B <sup>1)</sup>
<b>Hinges with built-in safety switch CFSQ.</b> (see www.elesa-ganter.com)					
	CFSQ.60-SH-6...	-	-	-	GN 968-10-M6-18-B <sup>1)</sup>

<sup>1)</sup> only for profile 40 x 40    <sup>2)</sup> only for profile 45 x 45

# Assembly sets GN 968 for profile systems 30 / 40 / 45

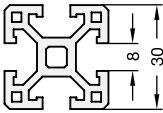
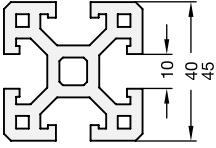







Assembly sets GN 968	Type A	Type B	Type C	Type D
Compatible standards in alphabetical order of the standard numbers				
<b>Hinges with built-in safety multiple switch CFSW.</b> (see New Products catalogue page 597)				
	CFSW.110-6-...	-	-	GN 968-10-M6-18-B <sup>1)</sup>
<b>Bridge handles EBP.</b> (see New Products catalogue page 173)				
	EBP.140-6-... EBP.140-8-... EBP.180-8-... EBP.200-8-...	GN 968-8-M6-16-A - - -	-	GN 968-10-M8-28-A GN 968-10-M8-28-A GN 968-10-M8-28-A
<b>Guard safety handles ESP.</b> (see catalogue 038 page 331)				
	ESP.110-SH-...	GN 968-8-M6-18-B	-	GN 968-10-M6-22-C
<b>Guard wing handles EWP.</b> (see catalogue 038 page 332)				
	EBP.140-6-... EBP.140-8-... EBP.180-8-... EBP.200-8-...	GN 968-8-M6-16-B - - -	-	GN 968-10-M6-22-C GN 968-10-M6-22-C GN 968-10-M6-22-C
<b>Hinges GN 127</b> (see catalogue 038 page 809)				
	GN 127-...-B	-	-	GN 968-10-M6-20-B <sup>1)</sup>
<b>Mounting plate GN 139.3 for Hinges with safety switch GN 139.1</b> (see New Products catalogue page 606)				
	GN 139.3-170	GN 968-8-M6-10-A	-	GN 968-10-M6-14-A
<b>Mounting plate GN 139.4 for Hinges with safety switch GN 139.1</b> (see New Products catalogue page 607)				
	GN 139.4-101	GN 968-8-M6-10-A	-	GN 968-10-M6-14-A

<sup>1)</sup> only for profile 40 x 40

# Assembly sets GN 968 for profile systems 30 / 40 / 45

16

Standard parts for profile systems

Assembly sets GN 968		Type A	Type B	Type C	Type D
Compatible standards in alphabetical order of the standard numbers					
<b>Flanged connector clamps GN 145</b> (see Tube clamp Connectors catalogue pages 22 / 23)					
	GN 145-...	-	-	-	GN 968-10-M5-18-A
<b>Hinges GN 161</b> (see catalogue 038 page 826)					
	GN 161-57 / 68 / 80	GN 968-8-M6-14-B	-	-	GN 968-10-M6-16-B
<b>Base plate connector clamps GN 162.3</b> (see Tube clamp Connectors catalogue page 138)					
	GN 162.3-	GN 968-8-M5-16-A	-	-	GN 968-10-M5-18-A
<b>Tube supports GN 231</b> (see Tube Clamp Connectors catalogue page 56)					
	GN 231-B20- / B25 / B30 GN 231-V20- / V25 / V30	-	-	-	GN 968-10-M8-14-A GN 968-10-M8-14-A
<b>Swivel clamp connector bases GN 271</b> (see Tube Clamp Connectors catalogue page 63)					
	GN 271-25-...	-	-	-	GN 968-10-M5-18-A
<b>Swivel clamp connector joints GN 281</b> (see Tube Clamp Connectors catalogue page 79)					
	GN 281-	-	-	-	GN 968-10-M5-18-A
<b>Tubular handles GN 333</b> (see New Products catalogue page 202)					
	GN 333-28-...-B-...	GN 968-8-M6-25-A	-	-	GN 968-10-M6-28-A




# Assembly sets GN 968 for profile systems 30 / 40 / 45

Assembly sets GN 968		Type A	Type B	Type C	Type D
Compatible standards in alphabetical order of the standard numbers					
<b>Tubular handles GN 333.1</b> (see New Products catalogue page 200)					
	GN 333.1-28-...-B-...	GN 968-8-M6-14-C	GN 968-10-M6-18-C		
<b>Oval tubular handles GN 334.1</b> (see New Products catalogue page 215)					
	GN 334.1-36-...	-	GN 968-10-M8-16-C		
<b>Mounting blocks GN 412.1</b> (see New Products catalogue page 313)					
	GN 412.1-47-...	GN 968-8-M5-18-A	-		
<b>Spring latches GN 416</b> (see www.elesa-ganter.com)					
	GN 416-6-38-... GN 416-8-38-... GN 416-8-46-... GN 416-10-38-... GN 416-10-46-... GN 416-12-46-...	GN 968-8-M5-14-A GN 968-8-M5-14-A - GN 968-8-M5-14-A - -	GN 968-10-M5-18-A GN 968-10-M5-18-A GN 968-10-M6-18-A GN 968-10-M5-18-A GN 968-10-M6-18-A GN 968-10-M6-18-A		
<b>Locators GN 416.1</b> (see www.elesa-ganter.com)					
	GN 416.1-6-38-... GN 416.1-8-38-... GN 416.1-8-46-... GN 416.1-10-38-... GN 416.1-10-46-... GN 416.1-12-46-...	GN 968-8-M5-14-A GN 968-8-M5-14-A - GN 968-8-M5-14-A - -	GN 968-10-M5-18-A GN 968-10-M5-18-A GN 968-10-M6-18-A GN 968-10-M5-18-A GN 968-10-M6-18-A GN 968-10-M6-18-A		
<b>Indexing plungers GN 417</b> (see catalogue 038 page 533)					
	GN 417-5-A / - B / -C GN 417-6-A / - B / -C GN 417-8-A / - B	GN 968-8-M4-12-A GN 968-8-M5-14-A GN 968-8-M5-14-A	- GN 968-10-M5-16-A GN 968-10-M5-16-A		
<b>Foot clamp mountings GN 473</b> (see Clamp Mountings catalogue page 5)					
	GN 473-B8-... GN 473-B10 / B12-... GN 473-B15 / B16-... GN 473-B20-...	GN 968-8-M4-10-A - - -	GN 968-10-M4-14-A GN 968-10-M5-14-A GN 968-10-M6-14-A GN 968-10-M6-18-A		

# Assembly sets GN 968 for profile systems 30 / 40 / 45

18

Standard parts for profile systems

Assembly sets GN 968		Type A	Type B	Type C	Type D
					
Compatible standards in alphabetical order of the standard numbers					
<b>Clamp mountings GN 477</b> (see Clamp Mountings catalogue page 9)					
	GN 477-B8-... GN 477-B10 / B12-... GN 477-B15 / B16 / B20-...	GN 968-8-M4-16-A GN 968-8-M5-18-A GN 968-8-M6-20-A		GN 968-10-M4-20-A GN 968-10-M5-20-A GN 968-10-M6-22-A	
<b>Flanged bolts GN 480</b> (see Clamp Mountings catalogue page 13)					
	GN 480-8-... GN 480-10 / 12-... GN 480-15 / 16 / 20-...	GN 968-8-M4-10-A GN 968-8-M5-10-A GN 968-8-M6-12-A		GN 968-10-M4-12-A GN 968-10-M5-12-A GN 968-10-M6-14-A	
<b>Cabinet "U" handles GN 565.1</b> (see New Products catalogue page 162)					
	GN 565.1-20-... GN 565.1-26-...	GN 968-8-M5-20-A -		- GN 968-10-M6-22-A	
<b>Cabinet "U" handles GN 565.2</b> (see New Products catalogue page 163)					
	GN 565.2-26-128-B-... GN 565.2-26-160-B-...	- -		GN 968-10-M6-22-C GN 968-10-M6-22-C	
<b>Cam action indexing plungers GN 612.2</b> (see catalogue 038 page 542)					
	GN 612.2-...-16-... GN 612.2-...-20-...	GN 968-8-M5-18-A GN 968-8-M5-22-A		- GN 968-10-M5-25-A	
<b>Cam action indexing plungers GN 612.9</b> (see www.elesa-ganter.com)					
	GN 612.9-...-16-... GN 612.9-...-20-...	GN 968-8-M5-18-A GN 968-8-M5-22-A		- GN 968-10-M5-25-A	
<b>Cam action indexing plungers GN 722.3</b> (see New Products catalogue page 337)					
	GN 722.3-8-... GN 722.3-10-... GN 722.3-12-... GN 722.3-14-...	- - - -		GN 968-10-M6-18-A GN 968-10-M6-18-A GN 968-10-M6-18-A GN 968-10-M6-18-A	

# Assembly sets GN 968 for profile systems 30 / 40 / 45

Assembly sets GN 968	Type A	Type B	Type C	Type D
Compatible standards in alphabetical order of the standard numbers				
<b>Cabinet "U" handles GN 728</b> (see New Products catalogue page 169)				
	GN 728-120-B-... GN 728-180-B-...	GN 968-8-M6-14-A -	- GN 968-10-M8-18-A	
<b>Angle pieces / Shackles GN 967</b> (see www.elesa-ganter.com)				
	GN 967-...-20-...-1-... GN 967-...-20-...-2-... GN 967-...-30-...-1-... GN 967-...-30-...-2-... GN 967-...-40-...-1-... GN 967-...-40-...-2-... GN 967-...-45-...-1-... GN 967-...-45-...-2-...	GN 968-8-M5-12-A GN 968-8-M5-12-B GN 968-8-M6-12-A GN 968-8-M6-12-B - - - -	GN 968-10-M5-14-A GN 968-10-M5-14-B GN 968-10-M6-14-A GN 968-10-M6-14-B GN 968-10-M8-16-A GN 968-10-M8-16-B GN 968-10-M8-16-A GN 968-10-M8-16-B	
<b>Handles M.443 CH / M. 443 N-CH / M.443 AE-VO / M.443-ESD</b> (see New Products catalogue page 176 / 177 and catalogue 038 page 316 / 317)				
	M.443/110-... M.443/140-6-... M.443/140-8-... M.443/145-... M.443/150-... M.443/170-... M.443/190-... M.443/200-... M.443/260-...	GN 968-8-M6-14-A GN 968-8-M6-16-A - - - - - - -	GN 968-10-M6-16-A GN 968-10-M6-20-A GN 968-10-M8-16-A GN 968-10-M8-16-A GN 968-10-M8-18-A GN 968-10-M8-18-A GN 968-10-M8-20-A GN 968-10-M8-20-A GN 968-10-M8-20-A	
<b>Tubular handles M.1043</b> (see New Products catalogue page 228)				
	M.1043/20-...	-	GN 968-10-M8-20-A	
<b>Panel support clamp PC</b> (see New Products catalogue page 572)				
	PC.35	GN 968-8-M6-10-D	GN 968-10-M6-14-D	
<b>Angles SQT.</b> (see catalogue 038 page 786)				
	SQT.40-18-... SQT.40-25-... SQT.43-43-...	GN 968-8-M6-14-C GN 968-8-M6-14-C -	- - GN 968-10-M8-18-C	